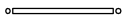















Suite L1.  
Slipway Centre

Total Floor Area

23 m2  
247 sq ft

Mechanical/Electrical Key	
	Radiator
	Distribution Board
	Data Cabinet
	Water Heater
	Double Socket
	Under Bench Double Socket
	Floor Socket
	Alarm Sounder
	Smoke Detector
	Heat Detector
	Emergency Luminaire
	Illuminated Emergency Exit Sign
	Telephone Point
	Data Point



To find your perfect fit contact the Space team on  
0191 516 6066 or email [space@ne-bic.co.uk](mailto:space@ne-bic.co.uk)

North East Business & Innovation Centre (BIC),  
Wearfield,  
Enterprise Park East,  
Sunderland, SR5 2TA  
[www.ne-offices.co.uk](http://www.ne-offices.co.uk)

